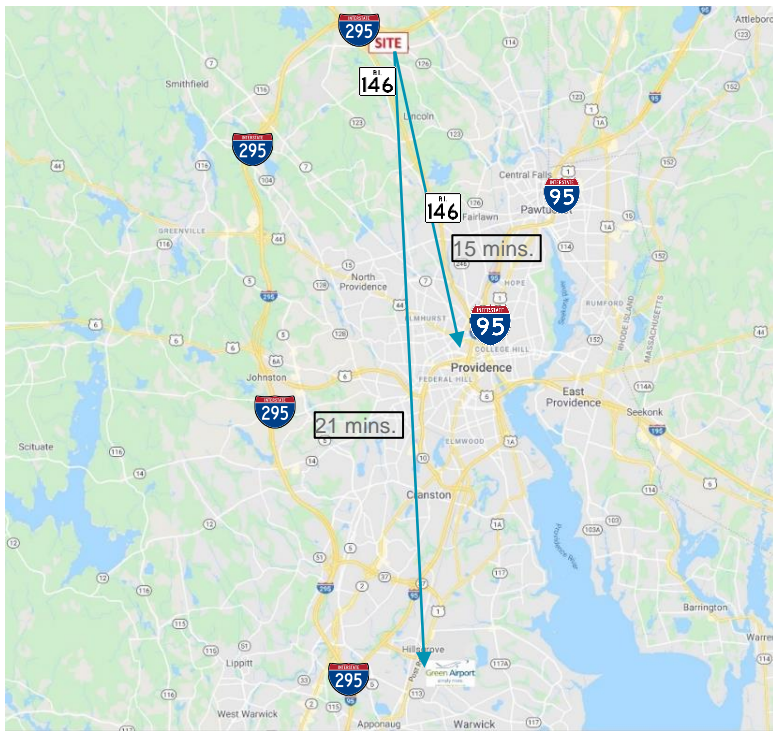




UP TO ±9,939 SF AVAILABLE
LEASE RATE: \$15.00/NNN



BUILDING 7 FEATURES:

- ± 20,212 SF TOTAL BUILDING
- ±9,939 TOTAL SF AVAILABLE
 - » 1ST FLOOR SUITE 702 4,918 RSF
 - » 2ND FLOOR SUITE 706 2,645 RSF (CONTIGUOUS)
 - » 2ND FLOOR SUITE 707 2,376 RSF (CONTIGUOUS)
- PROMINENT LOCATION IN A COMMERCIAL PARK
- PLUG & PLAY

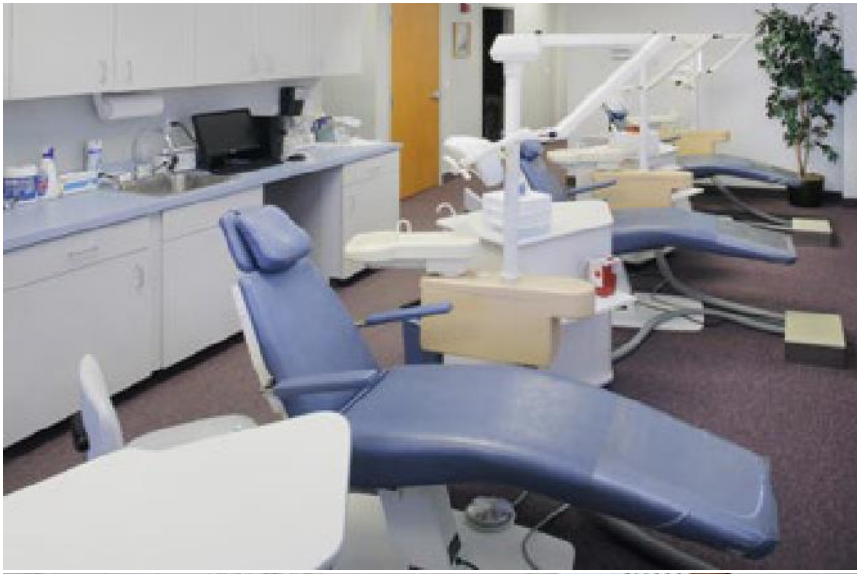
Travel times:

- 15-minute drive to Providence
- 21-minute drive to T.F. Green Airport
- 37-minute train ride to Boston
- 2.5-hour drive to New York City

CONTACT: Matt Fair
Partner
 401.273.2053
 mfair@hayessherry.com

Steve Flachbart
Sr. Vice President
 401.443.6576
 sflachbart@hayessherry.com

146 Westminster Street
 Providence, RI 02903
 401.273.1980
 www.hayessherry.com




6 Blackstone Valley Place is a strategically located medical and office park that serves as home to Anchor Medical Associates, Care New England, CVS, Roger Williams Medical Center, Lifespan Laboratories, and Coastal Medical an owned affiliate of Lifespan and one of the largest primary care providers in Rhode Island. 6 Blackstone Valley Place is also home to the flagship location of Epoch Sleep Centers and Coastal Sleep Diagnostics, a leading provider of sleep apnea solutions for patients across New England.

MAJOR TENANTS



Lifespan *Delivering health with care.®*



Coastal Medical

Lifespan. Delivering health with care.®

EpochTM
sleep well

COASTAL
Sleep Diagnostics
Epoch An Epoch Sleep Well Company

CONVENIENT LOCATION WITH IMMEDIATE ACCESS TO THE INTERCHANGE AT 146 & 295

